

# Advanced Computer Networking (ACN)

## Exercise 1 – Intro

**Prof. Dr.-Ing. Georg Carle, Sebastian Gallenmüller**

Christian Dietze, Marcel Kempf, Lorenz Lehle

Chair of Network Architectures and Services  
School of Computation, Information and Technology  
Technical University of Munich

# Outline

Announcements

Bonus

How to get access?

ACN Infrastructure

Exercise

Tutorial 1

### For questions and problems:

- Always use this mail address: [acn@net.in.tum.de](mailto:acn@net.in.tum.de)
- If you have problems with our infrastructure / setup write us a mail

creditsExercise  $\in [0, 60]$

creditsProject  $\in [0, 10]$

creditsExam  $\in [0, 75]$

creditsBonus =  $\min(15, (\text{creditsExercise}/6 + \text{creditsProject}))$

$$\text{finalGrade} = \begin{cases} \text{grade}(\text{creditsExam} + \text{creditsBonus}) & , \text{ if } \text{grade}(\text{creditsExam}) \in [1.0, 4.0] \\ \text{grade}(\text{creditsExam}) & , \text{ otherwise} \end{cases}$$

**Remarks:**

- **the bonus is valid for both the endterm and retake exam!**
- **the bonus of the previous semester is NOT valid for this semester!**

## How to get access?

- Every TUM student has an LRZ Gitlab account, use your LRZ ID to login (e. g. ta12xiz)
- We need to match you (especially your TUMonline account) to your Gitlab account
- For this we have a webservice:

<https://acn.net.cit.tum.de/auth>

- The website asks you to login both into TUMonline and Gitlab
- Once this was successful, you are granted access to the required Git repositories
- If this is not the case, let us know so we can help you
- Additionally, pos can fetch all ssh public keys you uploaded to Gitlab for ssh access to the testbed management host

You get access to these repositories:

- Your personal repository
- Material
- Template

TUMonline



GitLab



## Getting access

1. Login to <https://acn.net.cit.tum.de/auth>
2. Login to <https://testbed.acn.net.cit.tum.de>
3. Go to: <https://testbed.acn.net.cit.tum.de/profile>
4. Press: "Fetch your SSH keys from GitLab"
5. Press: "Activate key"
6. After that you can login to the testbed via  
`ssh -P 10022 s[gitlabid]@testbed.acn.net.cit.tum.de`

## Hint

- Please ensure that you uploaded an SSH key to the LRZ GitLab here:  
[https://gitlab.lrz.de/-/user\\_settings/ssh\\_keys](https://gitlab.lrz.de/-/user_settings/ssh_keys)

## How to use pos<sup>1</sup>

In this example we use `i1-router0` as the node to work on. We assigned a set of nodes to each student. Use an available node accordingly.

- Create a calendar event using the cli or the website <https://testbed.acn.net.cit.tum.de/calendar>  
`pos calendar create i1-router0 -start now -duration 60`
- Create an allocation for the node  
`pos allocations allocate i1-router0`
- Free a previously present allocation (from another student) `pos allocations free -k i1-router0`
- Configure the node to use the tutorial image `debian-trixie-acn-tutorial`:  
`pos nodes image i1-router0 debian-trixie-acn-tutorial`
- Reset the node so it reboots into an image including your personal keys  
`pos nodes reset i1-router0`

---

<sup>1</sup> <https://testbed.acn.net.cit.tum.de/poscli/>

Listing 1: Exemplary SSH configuration file to access experiment nodes (usually located at ~/.ssh/config)

```
# Configuration to access the management host
Host testbed.acn.net.cit.tum.de
    Hostname testbed.acn.net.cit.tum.de
    User sgitlabUserID
    IdentityFile path/to/your/acn_key
    Port 10022

# Configuration to access a particular experiment node
Host *.testbed
    HostName %h.acn.net.cit.tum.de
    User root
    IdentityFile path/to/your/acn_key
    ProxyJump testbed.acn.net.cit.tum.de
    StrictHostKeyChecking no
    UserKnownHostsFile /dev/null
```

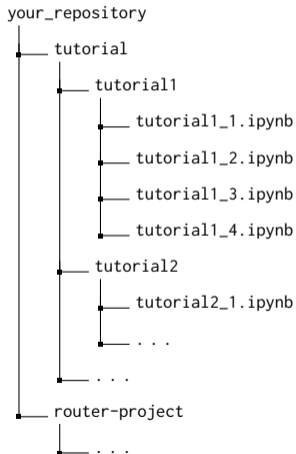
## Connecting to the node and working on your exercise

- SSH into your router (i1-router0) from your device

ssh

root@i1-router0.testbed

## Git Repository



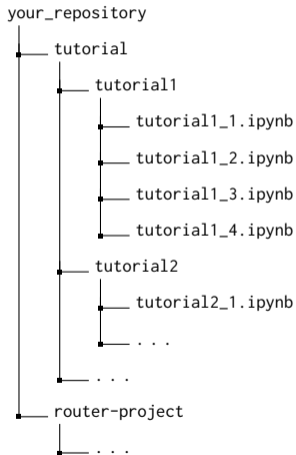
## Connecting to the node and working on your exercise

- SSH into your router (i1-router0) from your device
  - Use a port forward of the remote port 1337 to a local port (e.g., 1337)

```
ssh -L 1337:localhost:1337
```

```
root@i1-router0.testbed
```

## Git Repository

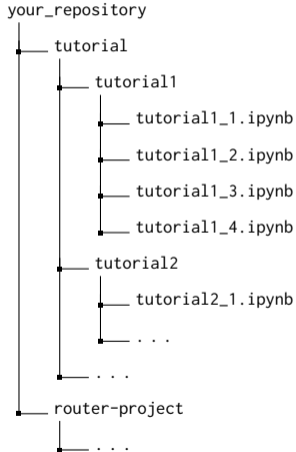


### Connecting to the node and working on your exercise

- SSH into your router (i1-router0) from your device
  - Use a port forward of the remote port 1337 to a local port (e.g., 1337)
  - Use the [proxy jump](#) feature of ssh to directly access the node from your local machine
  - Check our ssh config in the instructions file

```
ssh -L 1337:localhost:1337 -J testbed.acn.net.cit.tum.de root@i1-router0.testbed
```

### Git Repository



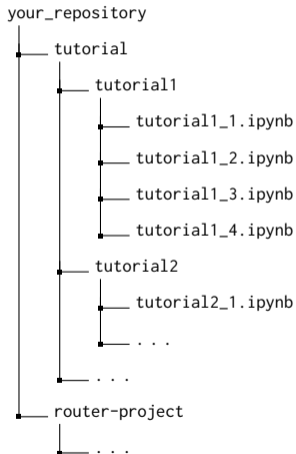
### Connecting to the node and working on your exercise

- SSH into your router (i1-router0) from your device
  - Use a port forward of the remote port 1337 to a local port (e.g., 1337)
  - Use the [proxy jump](#) feature of ssh to directly access the node from your local machine
  - Check our ssh config in the instructions file

```
ssh -L 1337:localhost:1337 -J testbed.acn.net.cit.tum.de root@i1-router0.testbed
```

- Access the Jupyter notebook in your browser from your laptop at:  
<http://localhost:1337>

### Git Repository



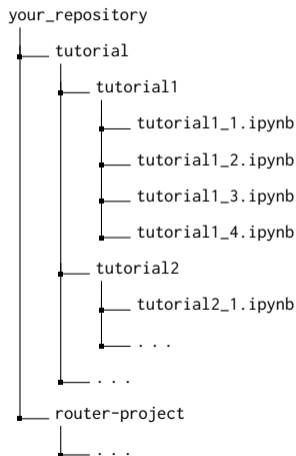
## Connecting to the node and working on your exercise

- SSH into your router (i1-router0) from your device
  - Use a port forward of the remote port 1337 to a local port (e.g., 1337)
  - Use the [proxy jump](#) feature of ssh to directly access the node from your local machine
  - Check our ssh config in the instructions file

```
ssh -L 1337:localhost:1337 -J testbed.acn.net.cit.tum.de root@i1-router0.testbed
```

- Access the Jupyter notebook in your browser from your laptop at:  
<http://localhost:1337>
- Ensure you **commit and push** your Jupyter Notebook file regularly  
[pos nodes are ephemeral](#) → [all content is lost after reboot](#)  
[Your node will shut down after 12 hours](#)
- The CI configured for your ACN repository will fail if you do not adhere to the given project structure. [We do not grade your submission if it fails this check](#)

## Git Repository



## Connecting to the node and working on your exercise

- SSH into your router (i1-router0) from your device
  - Use a port forward of the remote port 1337 to a local port (e.g., 1337)
  - Use the [proxy jump](#) feature of ssh to directly access the node from your local machine
  - Check our ssh config in the instructions file

```
ssh -L 1337:localhost:1337 -J testbed.acn.net.cit.tum.de root@i1-router0.testbed
```

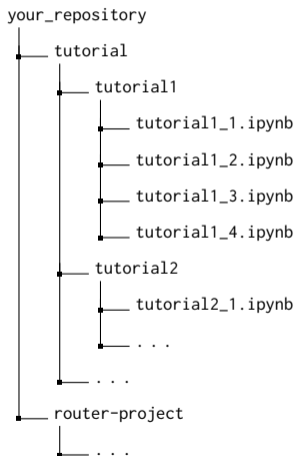
- Access the Jupyter notebook in your browser from your laptop at:  
<http://localhost:1337>
- Ensure you **commit and push** your Jupyter Notebook file regularly  
[pos nodes are ephemeral](#) → [all content is lost after reboot](#)  
[Your node will shut down after 12 hours](#)
- The CI configured for your ACN repository will fail if you do not adhere to the given project structure. [We do not grade your submission if it fails this check](#)

## Useful Git and SSH Commands

- Merge resources into your repository
 

```
git remote add template git@gitlab.lrz.de:acn/terms/2025ws/template.git
git remote update
git merge --allow-unrelated-histories template/tutorial
```

## Git Repository



## Exercise

### Procedure

- Each tutorial consists of multiple Jupyter Notebook files (e.g. tutorial1\_1.ipynb)
- You submit your solutions via Git before the deadline
- We present a solution approach in the lecture afterwards
- You can correct / update your submission accordingly (Do not just copy-paste the solution)
- We provide a solution eventually
- **The content of the exercise is part of the exam!**

### Grading

- 6 tutorial sheets, overall 60 bonus credits
- Both submissions are considered for the grading
- We provide the achieved credits after the correction via your Git repository
- Make sure your submission can be executed without errors
  - We do not fix syntax / runtime errors
  - If the notebook cannot be executed on the provided nodes → no credits

### Academic Misconduct

- We check your submissions for plagiarism
- Violating the academic code of conduct results in exclusion from the bonus system
- This means the exercise **and** the project

## Deadlines

Start	October 23, 16:00
First submission	October 30, 14:00
Exercise lecture	October 30, 14:00
Second submission	November 4, 16:00

## Content

- Will be available on Thursday in the template Git (branch: tutorial)
  - tutorial/tutorial1/tutorial1\_1.ipynb
  - tutorial/tutorial1/tutorial1\_2.ipynb
  - tutorial/tutorial1/tutorial1\_3.ipynb
  - tutorial/tutorial1/tutorial1\_4.ipynb
- Contains short questions about SSH, Git, Jupyter Notebook and the spanning tree protocol